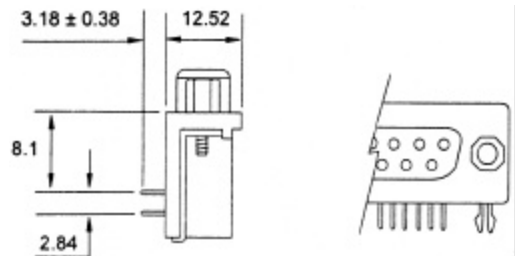
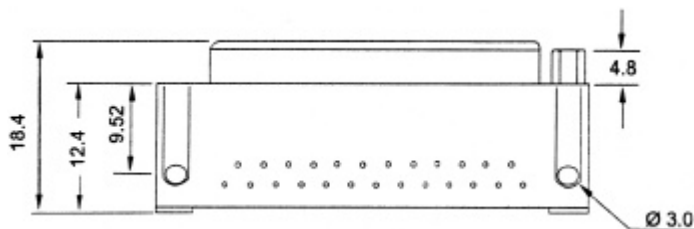
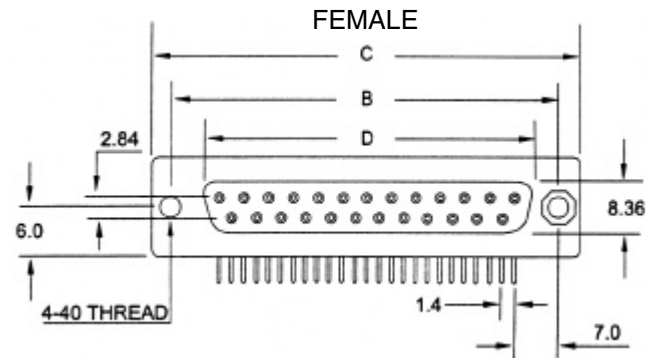
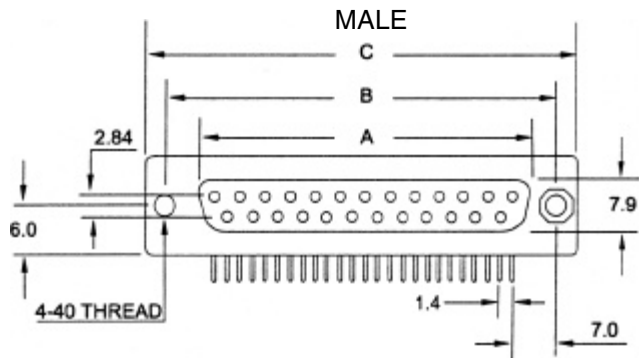



Right Angle .318 D-Sub

3 7 7 8 R 3 S E R I E S

Series options:

- A = 4-40 Jack screws assembled on connector
- B = Board locks
- F = Ferrite
- G = Grounding straps
- J = 4-40 Jack screws (bulk pack)
- T = Threaded inserts



Ordering Example:

3778R3 - 15P - 1BT

Positions	A	B	C	D
09	16.92	24.99	30.81	16.33
15	25.25	33.32	39.10	24.66
25	38.96	47.04	53.10	38.38
37	55.42	63.50	69.32	54.84